

Mit Teste-dich-Seiten



Mein Anoki-Übungsheft: .....

# Schreiblehrgang 1/2


Lateinische Ausgangsschrift

Deutsch | Anfangsunterricht

Lösungen

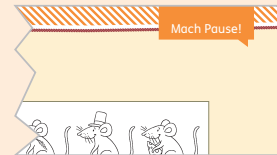
 Klett

# So lernst du mit dem Anoki-Übungsheft



## Übungsseiten

Deine Lehrerin/dein Lehrer kreuzt an, was du bearbeiten sollst.



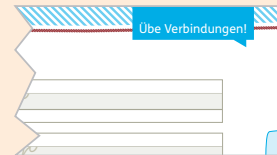
## Mach-Pause-Seiten

Hier kannst du knobeln, malen oder rätseln.



## Teste-dich-Seiten

Hier kannst du dein Wissen testen.



## Übe-Verbindungen-Seiten

Hier kannst du üben, die Buchstaben an der richtigen Stelle zu verbinden.



Für **weitere Informationen** zu den Anoki-Übungsheften den QR-Code scannen oder **5f5m29** auf [www.klett.de](http://www.klett.de) eingeben.



Für **Lösungen** zu diesem Anoki-Übungsheft den QR-Code scannen oder **f4w2bh** auf [www.klett.de](http://www.klett.de) eingeben.

2/3   4/5   6/7   8/9   10/11

12/13   14   15   16/17   18/19   20/21

22/23   24/25   26/27   28   29   30/31   32/33   34/35

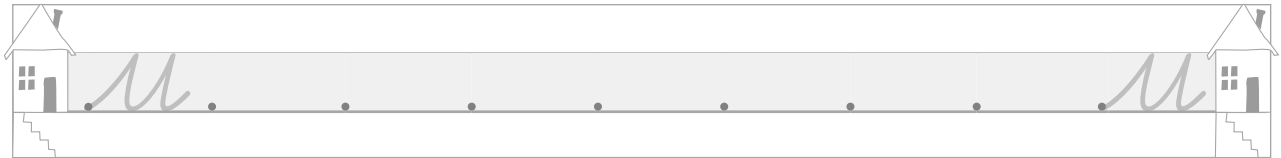
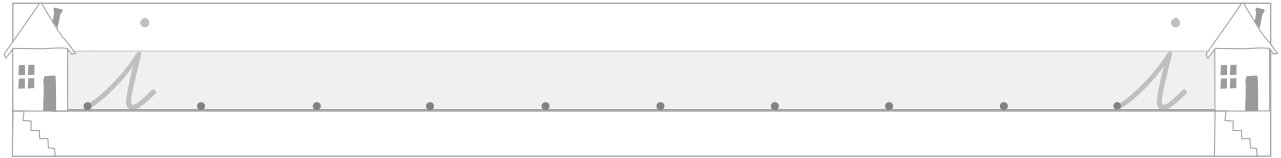

36/37   38/39   40   41   42/43   44/45   46/47   48/49   50/51

52/53   54/55   56   57   58/59   60/61   62/63   64/65   66/67

68/69   70/71   72/73   74/75   76   77   78   79   80

Hallo! Ich bin Anoki.  
Für jede Seite, die du  
fertig bearbeitet hast,  
malst du einen Pilz aus.





i u

i i


u u



i  
u

n n

m m



n n

m m

n n

m m

m n m n

nm nm

num num

im

in

um

un

mi

ni




mu

nu

u  
m

p r

r r



p r



p p

r r

pr pr

pr pr

nur

pur

mir

ur

pr

pi

pp

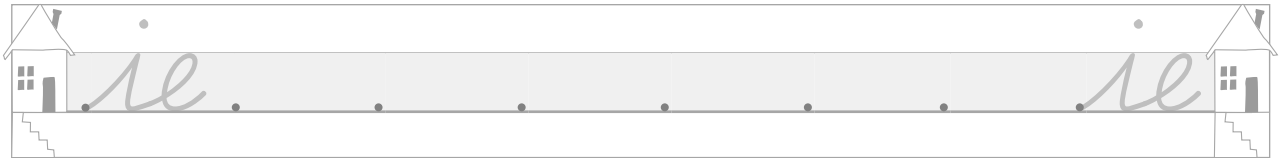
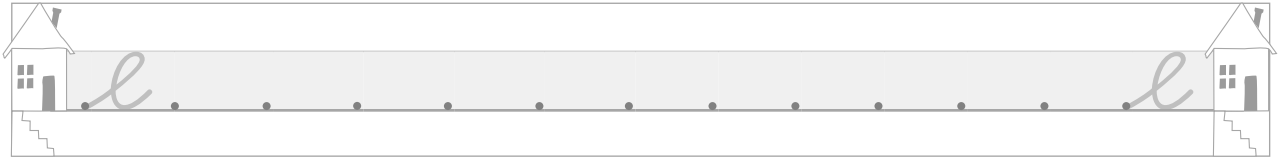


ir

nr

pu

up

pr



ei ei

ie ie

eu eu

nie nie

ein ein

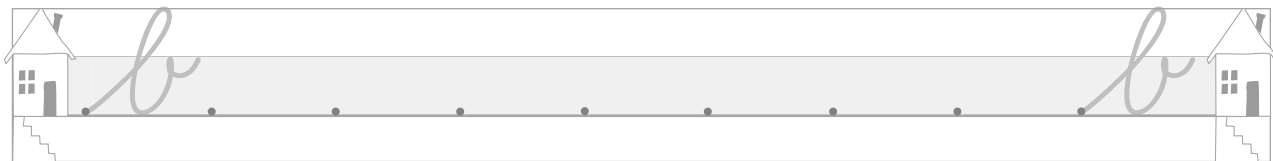

neu neu

nein nein



l l

b b



l b

l l

b b

l l

b b

l b l b

lieb

blau

el

bb

li

ul

eb

br



bm

bu

l b

M M

N N



M N

M M

N N

M M

N N

Nil

Null

Nebel

M  
N

Mimi im Meer



Blank handwriting practice lines for the title 'Mimi im Meer'.

# Übe Verbindungen!

nn

le

pp

be

ri

bl

bb

Nu



Murmel




brennen








bellen



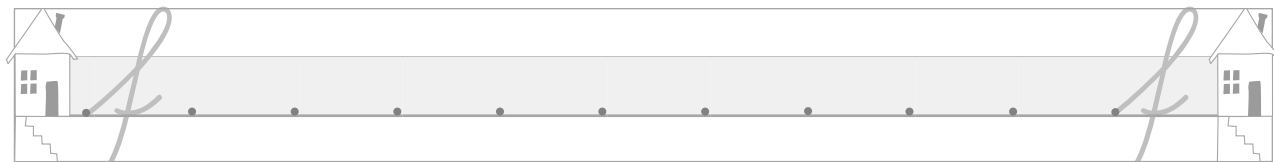



■ Zähle gleiche Mäuse.



|   |   |   |  |   |
|---|---|---|--|---|
|  |  |  |  |  |
| 7   | 5   | 3   | 6  | 9   |

A A

f f



A f

A A

f f

A A

f f

All

Alm

Affe

rufen

fein



pfeifen

impfen

A  
f

h h

k k



h h

k k

h h

k k

hier hier

hell hell

klein klein

Anne und Nele kleben.






Blank handwriting practice lines consisting of a top line, a middle shaded line, and a bottom line.

h  
k



a a

d d



a d

a a

d d

a a

d d

an an

am am

da da



Mama


Mann


Nadel

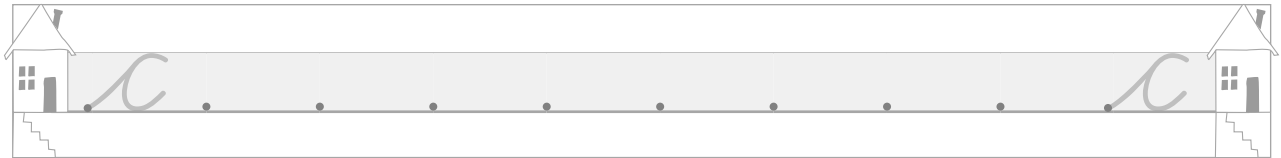
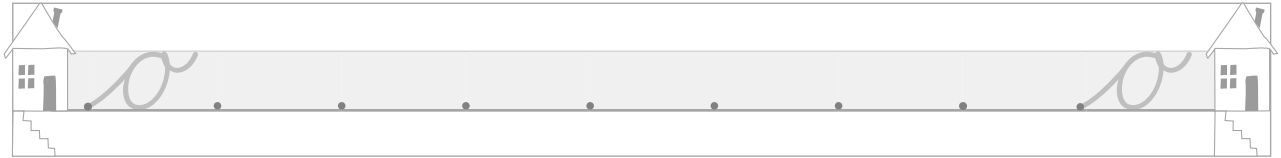




rund

p b

o o

c c



o c



o o

c c

o o

c c

oder

ohne

kochen

Mona und Alma campen.






Blank handwriting practice lines consisting of a top line, a middle line, and a bottom line.

o c

o o

c e



o c

o o

c e

o o

e e

ch ch

Onkel

Cremer



Ohr

Blank handwriting practice box with a shaded middle line.



Cello

Blank handwriting practice box with a shaded middle line.



Opa

Blank handwriting practice box with a shaded middle line.





Oma

Blank handwriting practice box with a shaded middle line.

o c

G g

E e



G g

E e

E E

G G

Eis Eis

Euro Euro

Glocke Glocke



Gurke



Eimer



Golf



Ecke

G  
E

# Übe Verbindungen!

 ka

 Er

 fa

 Or

 ol

 Ga



Auge



Gabel

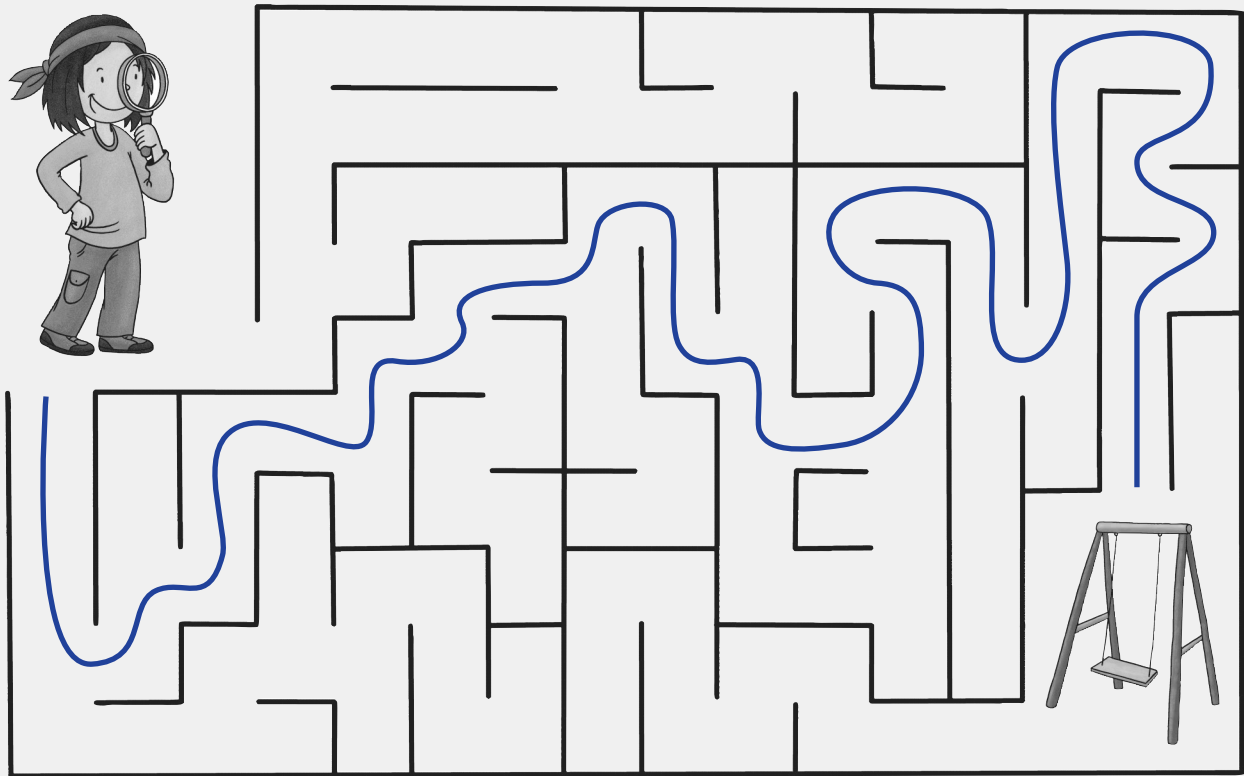


Comic





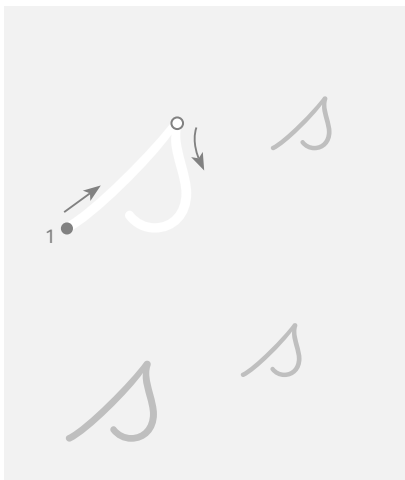
Nudel

- Zeige Anoki den Weg mit deinem Füller.



s s

t t



s t



s s

t t

st st

so so

uns

mit

rot

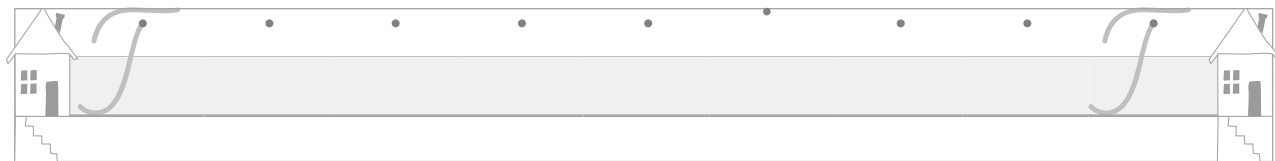



Lotte und Nils streiten.



s t

S s

T t



S T

S s

T t

S s

T t

See

Seife

Sonne



Tee



Tisch



Tor






Topf

S  
T

Sch Lch

sch sch



Sch sch

Sch Lch

sch sch

Lch Lch

sch sch

schnell

Schule

Lchere

schauen

Lchnee

schieben


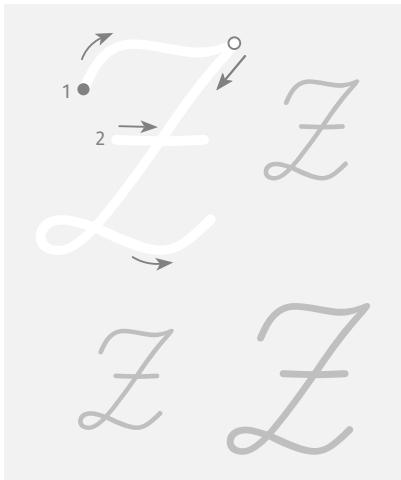

Lchuh

schlafen

Sch sch

L L

Z Z



L Z

L L

Z Z

L L

Z Z

Licht

Lineal

Zaun



Lupe



Ziel



Lama

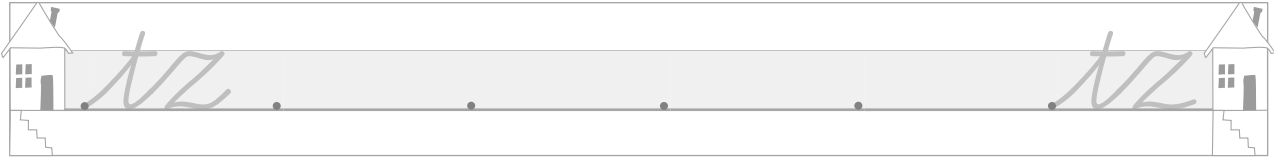
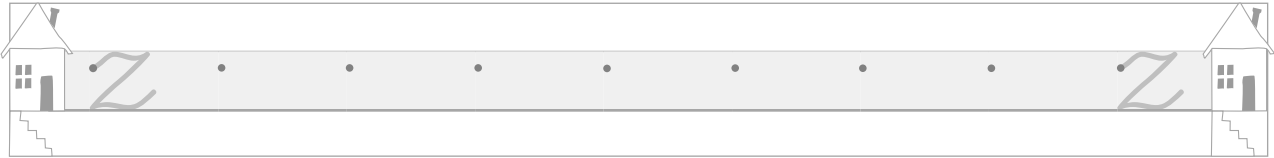

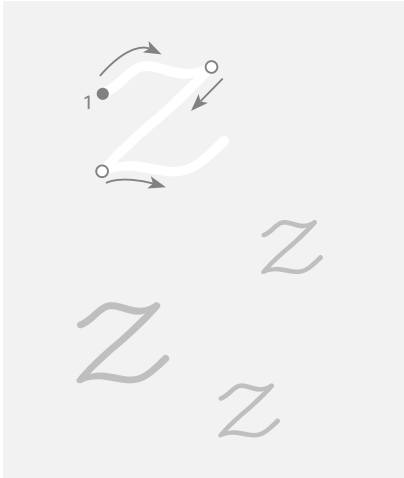


Zoo

L  
Z

z z

tz tz



z tz



z z

tz tz

z z

tz tz

zu zu

zehn

Salz



Salz



Netz



Schatz



Tatze

z tz

# Übe Verbindungen!

 st

 sp

 Es

 tz

 Ta

 Ze

 Sp

 Lo



Zelt



Spatz



Tasse

■ Löse das Rätsel.

A crossword puzzle grid with the following words and illustrations:

- Vertical words:**
  - 1: P, F, I, S, C, H, L, A, N, G, E
  - 2: K, A, K, T, U, S
  - 3: A, N, D
  - 4: F, E, R, D
  - 5: I, R, O, M, M, E
  - 6: K, I
- Horizontal words:**
  - 1: S, C, H, L, A, N, G, E
  - 2: K, A, K, T, U, S
  - 3: F, E, U, E, R
  - 4: P, F, E, R, D
  - 5: T, R, O, M, M, E
- Illustrations:**
  - Arrow (top)
  - Cactus (top)
  - Boat (top)
  - Horse (left)
  - Snake (left)
  - Feather (right)
  - Girl (middle)
  - Fire (middle)
  - Drum (bottom)
- Numbers:**
  - 1: 1 (top of vertical 1)
  - 2: 2 (bottom of vertical 2)
  - 3: 3 (top of vertical 3)
  - 4: 4 (right of vertical 4)
  - 5: 5 (right of vertical 5)
  - 6: 6 (bottom of vertical 6)
  - 7: 7 (top of horizontal 2)
  - 8: 8 (right of horizontal 5)
  - 9: 9 (top of vertical 3)
  - 10: 10 (left of horizontal 5)

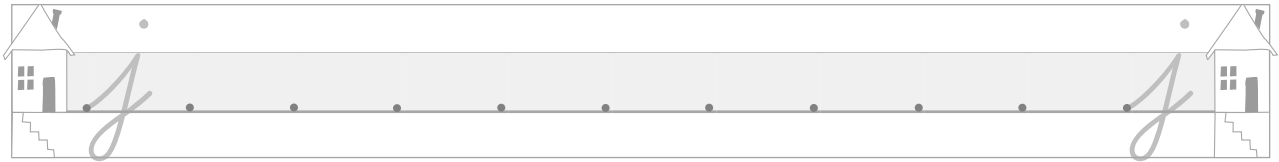
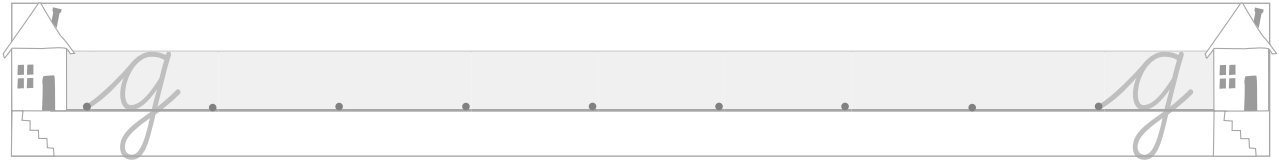

Anoki isst am liebsten

N U D E L S A L A T

Lösung: Nudelsalat

g g

j j



g j

g g

j j

g g

j j

gut

jeder

jubeln

glauben

gucken

graben


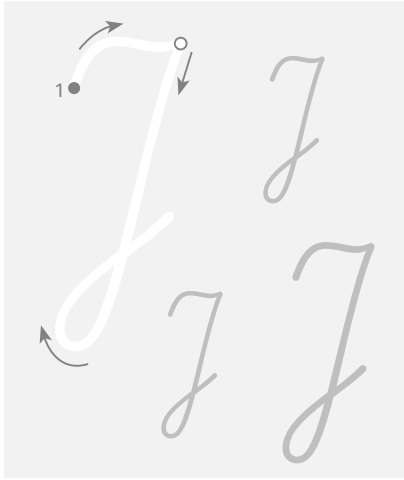
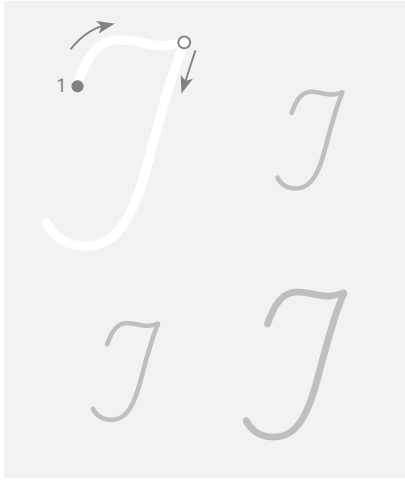
glitzern

jodeln

g j

J j

J j



T T

J J

T T

T T

Juli

Idee


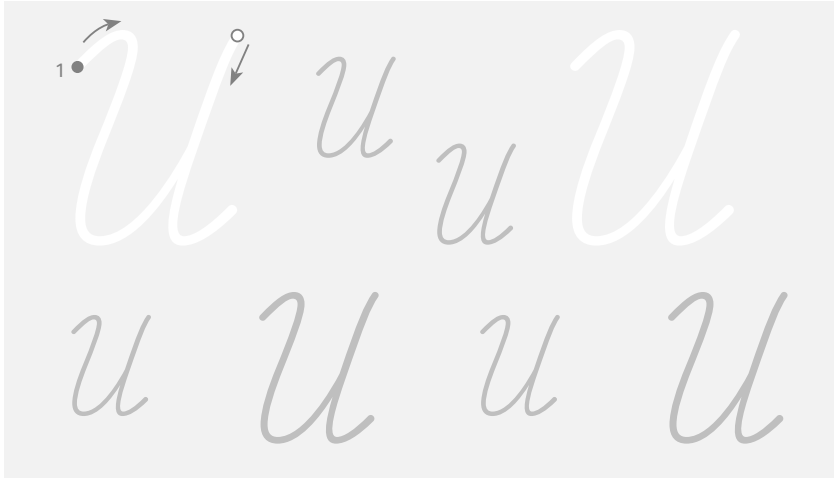
Jacke

Irland ist eine Insel.



Blank handwriting practice lines consisting of a top line, a middle shaded band, and a bottom line.

U u





Unfall

Urlaub

Umszug

Umhang

Unterricht



Uhr

|  |
|--|
|  |
|  |
|  |



Uhu

|  |
|--|
|  |
|  |
|  |



Ufer

|  |
|--|
|  |
|  |
|  |




Ufo

|  |
|--|
|  |
|  |
|  |

V v

v v



v v

V v

V v

V v

V v

viel

Verkehr

versuchen

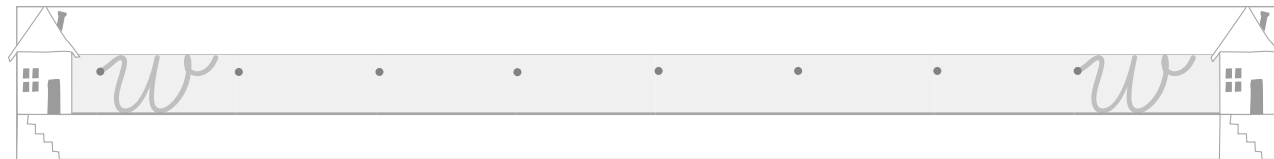

Vogel

vier Vasen



W w

W w



W w

W w

W w

W w W w

wir

Wort

Winter

Wer?

weil

Wie?

wenn




Welche?

wieder

W  
w

P P

B B



P B

P P

B B

Puppe

Platz

Brot

Buch

Blatt



Bus



Ball



Pilz



Pferd

P  
B





Do Do

Delfin

Dino

Dose

Dezember

Dora spielt Domino.



Blank handwriting practice lines consisting of a top line, a middle shaded line, and a bottom line.

# Übe Verbindungen!

je

ge

wo

ja

rz

Be

Jo

Vo



Junge




Palme






Dach

- Finde die 6 Fehler im 2. Bild.



R R

K K



R K

R R

K K

Ring

Rose

Kopf

Klasse

Roller






Ritter Rolf steht im Regen.

Blank handwriting practice lines consisting of a top line, a middle shaded line, and a bottom line.

R  
K

H H

F F



H F

H H

F F

Hu Hu

Fi Fi

Hilfe

Freund

Finger



Hut


Hose


Frau



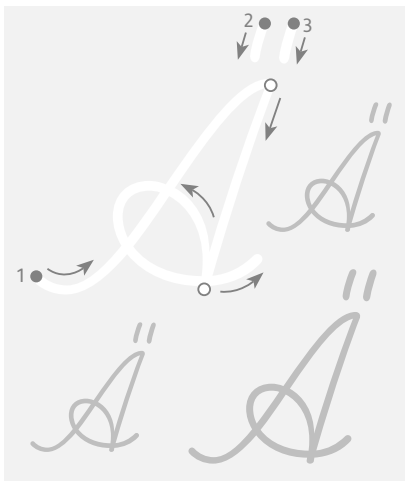

Foto

H  
F

Ä ä

ä ä



Ä ä



Ä ä

ä ä

Ä ä

Äpfel

zählen

Bäume

Mädchen



Ärmel


träumen



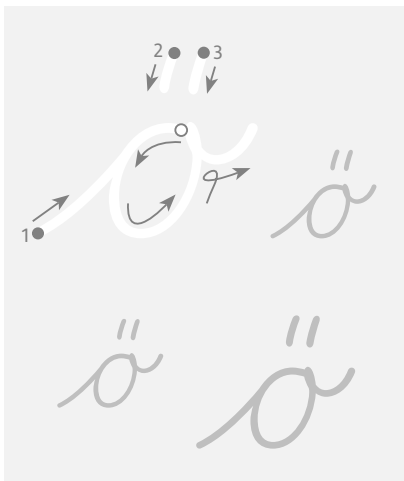


März


Zähne

Ä  
ä



Ö ö

ö ö

ö ö

Ö ö

Ö ö

Öl

Öl

böse

können

Löffel

ö  
ö

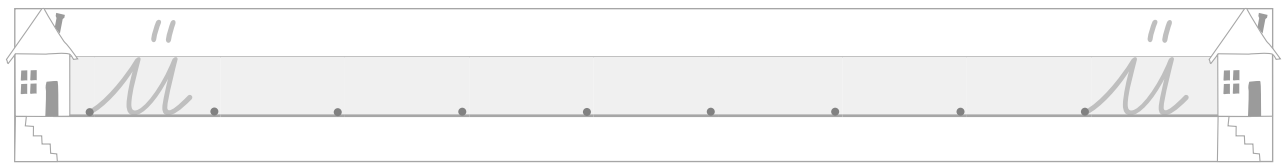


Ömer löst ein Rätsel.



|  |
|--|
|  |
|  |
|  |

Ü ü

ü ü



ü ü

Ü ü

ü ü

Ü ü Ü ü

für

über

Übung

üben

|  |
|--|
|  |
|  |
|  |

blühen

|  |
|--|
|  |
|  |
|  |

füllen

|  |
|--|
|  |
|  |
|  |

fühlen

|  |
|--|
|  |
|  |
|  |

dürfen

|  |
|--|
|  |
|  |
|  |

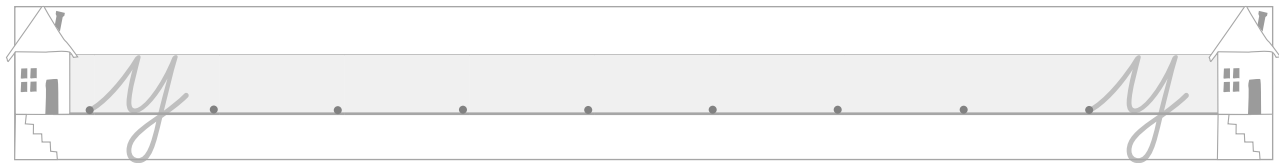



müssen

|  |
|--|
|  |
|  |
|  |

ü  
ü

Y y

y y



Y y

Y y

y y

Y y

Yak

Zylinder

Pyramide

Ägypten



Pony



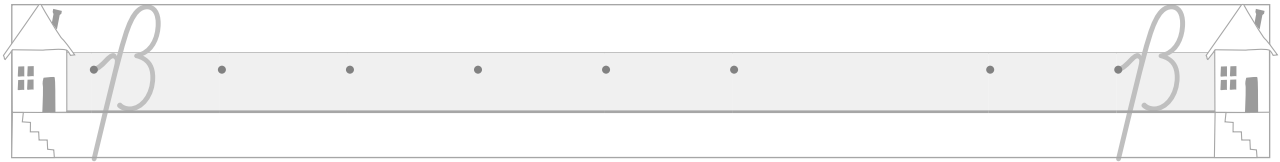
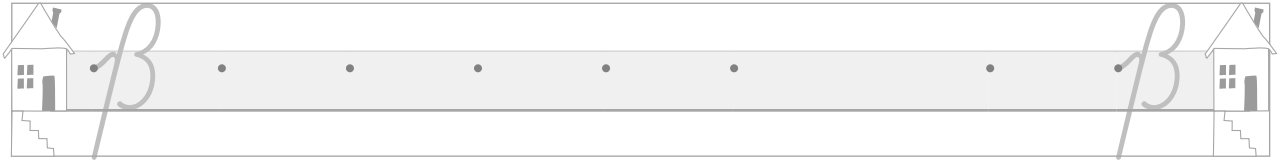
Yeti



Handy



Teddy





süß

Fuß

Spaß

fleißig

Fußball

heiß

weiß

Gruß

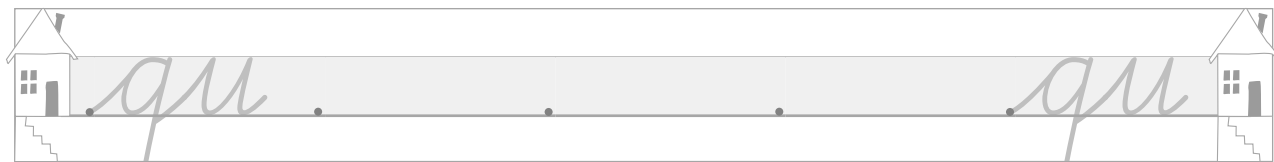


dreißig



ß

Qu Qu

qu qu



Qu qu

Qu Qu

qu qu

quer

Quadrat

Quatsch

Quartett

Quelle

Quallen schwimmen im Aquarium.

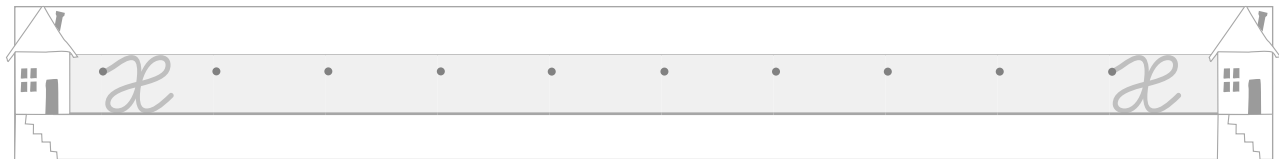





A large rectangular box with a light gray background, intended for writing the answer to the sentence above.

qu qu

X x

x x



x x

X x

X x

X x

Box

fix

Axt

boxen



Max spielt Xylofon.

Blank handwriting practice lines consisting of a top line, a middle shaded line, and a bottom line.



 *ße*

 *by*

 *oß*

 *xi*

 *æt*

 *qua*



*Hexe*



*Baby*



*Flügel*



*Yacht*

ie

nn

rm

le

ei

be

Am

Nu

ck

ra

Co

Ge



Mund



Geld



Meer



Arm



April



Nebel

12



sch

tt

Eu

Sa

os

sp

Ze

Fl

tz

wo

ja

Be



Tisch



Auto



Zahn



Geist



Vase



Igel

12







Susi ist am Telefon.

|  |
|--|
|  |
|  |
|  |



Carlo, Claus und Carl rennen.

|  |
|--|
|  |
|  |
|  |



Theo sucht Eier im Gras.

|  |
|--|
|  |
|  |
|  |



Merle fährt nach China.

|  |
|--|
|  |
|  |
|  |

8



Karl gießt die Pflänzchen.

In Ägypten gibt es Pyramiden.

Nuri überquert die Straße.

Der Förster sieht ein Reh.

8



## Quellennachweis

Ablang, Friederike, Berlin, **13.1; 25.2; 28.3; 33.1; 33.3; 39.2; 47.3; 79.3; 79.4**; Burghart-Vollhardt, Martina, Kamenz, **37.2; 40.3; 47.2; 53.3; 80.4**, Citak, Angelika, Wipperfürth, **75.1**; Fröhlich, Anke, Leipzig, **1.1; 1.2; 2.1; 3.1; 14.1; 15.1; 15.2; 15.3; 15.4; 15.5; 15.6; 19.1; 21.3; 21.4; 25.3; 25.4; 27.2; 27.3; 27.4; 28.1; 28.4; 29.1; 33.4; 37.3; 39.3; 39.4; 41.1; 41.2; 41.4; 41.5; 41.6; 41.7; 41.8; 47.4; 49.3; 53.4; 56.3; 57.1; 59.1; 63.2; 65.1; 73.1; 76.1; 76.2; 76.3; 76.4; 77.4; 78.6; 79.1**; Hesselbarth, Susann, Leipzig, **79.2**; Hochmann, Carmen, Gütersloh, **14.3; 63.3**; Josef Hammen, Trierweiler, **63.4; 69.3**; Kranenberg, Hendrik, Drolshagen, **63.1; 69.2; 78.1; 78.4; 80.1; 80.3**; Merkle, Helga, Albershausen, **37.1**; Nicolai, Axel, Sönnebüll, **41.3; 41.9; 78.5**; Oertel, Katrin, Münster, **78.2; 78.3**; Oser, Liliane, Hamburg, **21.1; 23.1; 40.1; 49.4; 61.2; 61.3; 61.4; 77.6**; Reich, Bettina, Zwenkau/Leipzig, **14.2; 25.1; 27.1; 28.2; 33.2; 40.2; 47.1; 53.1; 53.2; 55.1; 56.1; 56.2; 61.1; 69.4; 77.1; 77.2**; Sauerborn, Annika, Mainz, **45.1**; Voets, Inge, Berlin, **49.2**; Vogel-Jaich, Anja, Berlin, **21.2**; Wechdorn, Susanne, Wien, **49.1**; Wehner, Katja, Leipzig, **80.2**; Wilder, Marcus, Hamburg, **37.4**; Wolff, Steffen, Herzogenrath, **39.1**

### 1. Auflage

1 5 4 3 2 1 | 26 25 24 23 22

Alle Drucke dieser Auflage sind unverändert und können im Unterricht nebeneinander verwendet werden.

Die letzte Zahl bezeichnet das Jahr des Druckes.

Das Werk und seine Teile sind urheberrechtlich geschützt. Jede Nutzung in anderen als den gesetzlich zugelassenen Fällen bedarf der vorherigen schriftlichen Einwilligung des Verlages. Hinweis § 60a UrhG: Weder das Werk noch seine Teile dürfen ohne eine solche Einwilligung eingescannt und/oder in ein Netzwerk eingestellt werden. Dies gilt auch für Intranets von Schulen und sonstigen Bildungseinrichtungen. Fotomechanische, digitale oder andere Wiedergabeverfahren nur mit Genehmigung des Verlages.

Nutzungsvorbehalt: Die Nutzung für Text und Data Mining (§ 44b UrhG) ist vorbehalten. Dies betrifft nicht Text und Data Mining für Zwecke der wissenschaftlichen Forschung (§ 60d UrhG).

© Ernst Klett Verlag GmbH, Stuttgart 2022. Alle Rechte vorbehalten. [www.klett.de](http://www.klett.de)

Das vorliegende Material dient ausschließlich gemäß § 60b UrhG dem Einsatz im Unterricht an Schulen.

### Entstanden in Zusammenarbeit mit dem Projektteam des Verlages.

**Externe Redaktion:** Susann Pawlowsky, Leipzig

**Gestaltung:** kognito – Visuelle Gestaltung, Berlin

**Titelbild:** Anke Fröhlich, Leipzig

**Satz:** Anja Fengler, Potsdam

**Druck:** oeding print GmbH, Braunschweig

Printed in Germany  
ISBN 978-3-12-162173-6



## Dieses Anoki-Übungsheft bietet

- Übungen zur formgerechten Schreibung der Lateinischen Ausgangsschrift,
- Übungen zum zeilengerechten Schreiben von Buchstaben und ganzen Wörtern,
- zusätzliche Übungen, um Buchstaben zu verbinden.

## Passend zu diesem Heft

- Schreiben zu Bildern 1/2, Heft A  
(978-3-12-162165-1, 5er-Paket: 978-3-12-162166-8)
- Schreiben zu Bildern 1/2, Heft B  
(978-3-12-162167-5, 5er-Paket: 978-3-12-162168-2)

## Anokis Welt im Überblick

Deutsch | Richtig schreiben

Deutsch | Anfangsunterricht

Deutsch | Texte schreiben

Deutsch | Lesen

Mathematik

Sachunterricht

Englisch

Mein Anoki-Übungsheft – ideal zum selbstständigen Trainieren!



Dieses Heft im 5er-Paket:  
**ISBN: 978-3-12-162174-3**

ISBN 978-3-12-**162173**-6



9 783121 621736