

Mit Teste-dich-Seiten



Mein Anoki-Übungsheft:

Schreiblehrgang 1/2


Vereinfachte Ausgangsschrift

Deutsch | Anfangsunterricht

Lösungen

 Klett

So lernst du mit dem Anoki-Übungsheft



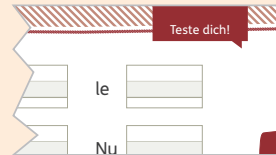
Übungsseiten

Deine Lehrerin/dein Lehrer kreuzt an, was du bearbeiten sollst.



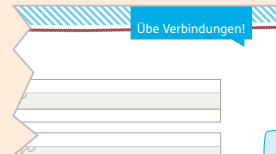
Mach-Pause-Seiten

Hier kannst du knobeln, malen oder rätseln.



Teste-dich-Seiten

Hier kannst du dein Wissen testen.



Übe-Verbindungen-Seiten

Hier kannst du üben, die Buchstaben an der richtigen Stelle zu verbinden.



Für **weitere Informationen** zu den Anoki-Übungsheften den QR-Code scannen oder **5f5m29** auf www.klett.de eingeben.



Für **Lösungen** zu diesem Anoki-Übungsheft den QR-Code scannen oder **cq8t73** auf www.klett.de eingeben.

2/3 4/5 6/7 8/9 10/11

12/13 14 15 16/17 18/19 20/21

22/23 24/25 26/27 28 29 30/31 32/33 34/35




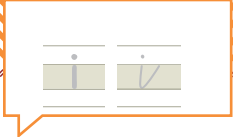
36/37 38/39 40 41 42/43 44/45 46/47 48/49 50/51

52/53 54/55 56 57 58/59 60/61 62/63 64/65 66/67

68/69 70/71 72/73 74/75 76 77 78 79 80

Hallo! Ich bin Anoki.
Für jede Seite, die du
fertig bearbeitet hast,
malst du einen Pilz aus.






i u

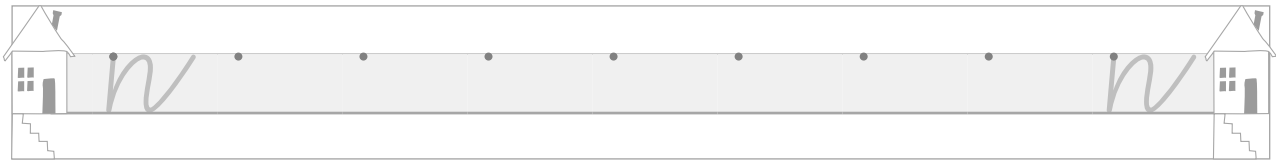
i i

u u





n m



n n

m m

n n

m m

m n m n

nm nm

nun

im

Three horizontal boxes for writing the word 'im'.

in

Three horizontal boxes for writing the word 'in'.

um

Three horizontal boxes for writing the word 'um'.

un

Three horizontal boxes for writing the word 'un'.

mi

Three horizontal boxes for writing the word 'mi'.

ni

Three horizontal boxes for writing the word 'ni'.

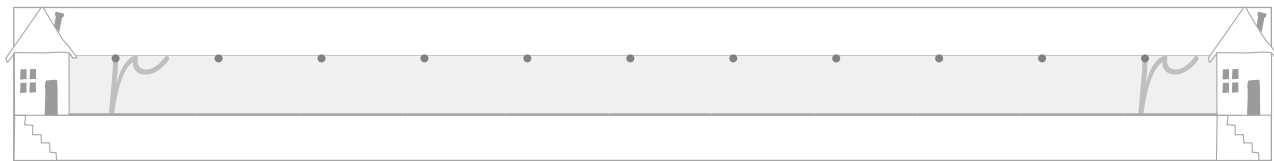
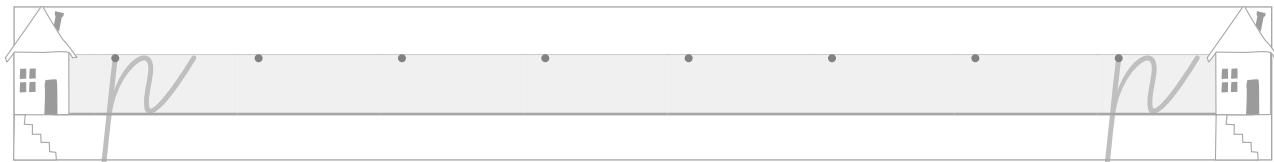

mu

Three horizontal boxes for writing the word 'mu'.

nu

Three horizontal boxes for writing the word 'nu'.

n
m



p r

p p

r r

ur ur

ir ir

nr nr

pr pr

pi pi

ur

pr

pi

pp

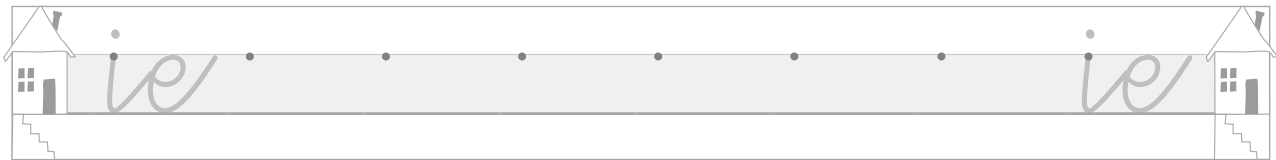



ir

nr

pu

up

p r



e

e

e

er er

ie ie

eu eu

nie nie

ein ein



neu neu

nein nein

e

l l

b b



l l

b b

l l

b b

l b l b

lieb

blau

el

bb

li

ul


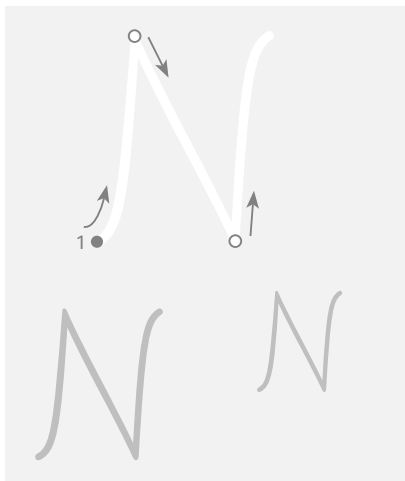
eb

br

bm

bu

l b



M N

M M

N N

M M

N N

Nil

Null

Nebel

Mimi im Meer



Blank handwriting practice lines consisting of a top line, a middle line, and a bottom line.

M
N

Übe Verbindungen!

nn

le

pp

be

ri

bl

bb

Mi



Murmel




brennen



bellen

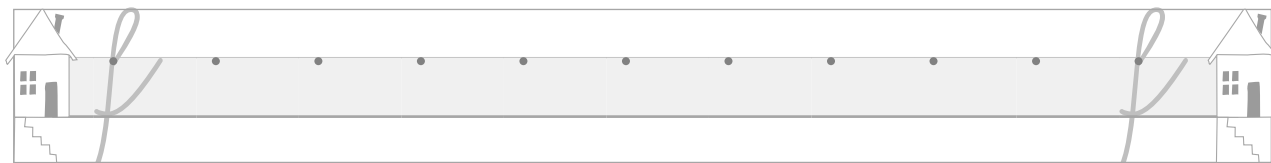

■ Zähle gleiche Mäuse.



				
7	5	3	6	9

A A

f f



A f

A A

f f

A A

f f

All

Alm

Affe

rufen

fein

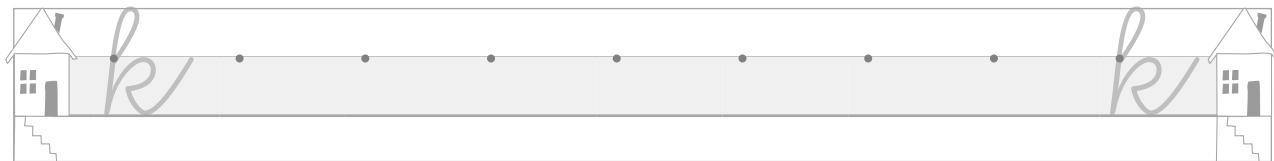

pfeifen

impfen

A
f

h h

k k



h k

h h

k k

h h

k k

hier hier

hell hell


klein klein

Anne und Nele kleben.



Blank writing area for the children's names.

h
k



a d

a a

d d

a a

d d

an an

am am

da da



Mama



Mann




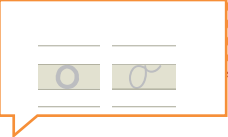


Nadel




rund

p d



o c



o

o

c

c

o o

c c

oder

ohne




kochen

Mona und Alma campen.



Blank handwriting practice lines consisting of a top line, a middle line, and a bottom line.

o c



O C

O O

C C

O O

C C

Ch Ch

Onkel

Creme



Ohr



Cello



Opa

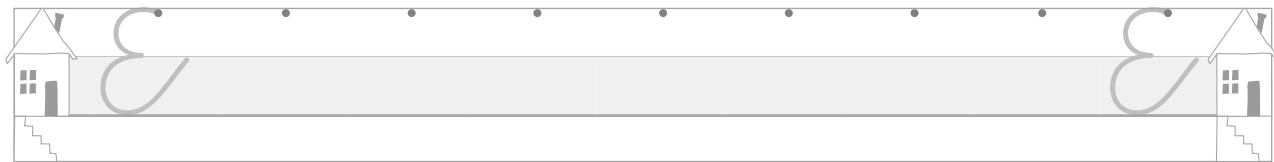





Oma

O C

G g

E e



G E

G g

E e

E

G

Ei

Euro

Glocke



Gurke



Eimer



Golf



Ecke

G
E

Übe Verbindungen!

 ka

 Er

 fa

 An

 ol

 Ga




Auge



Gabel

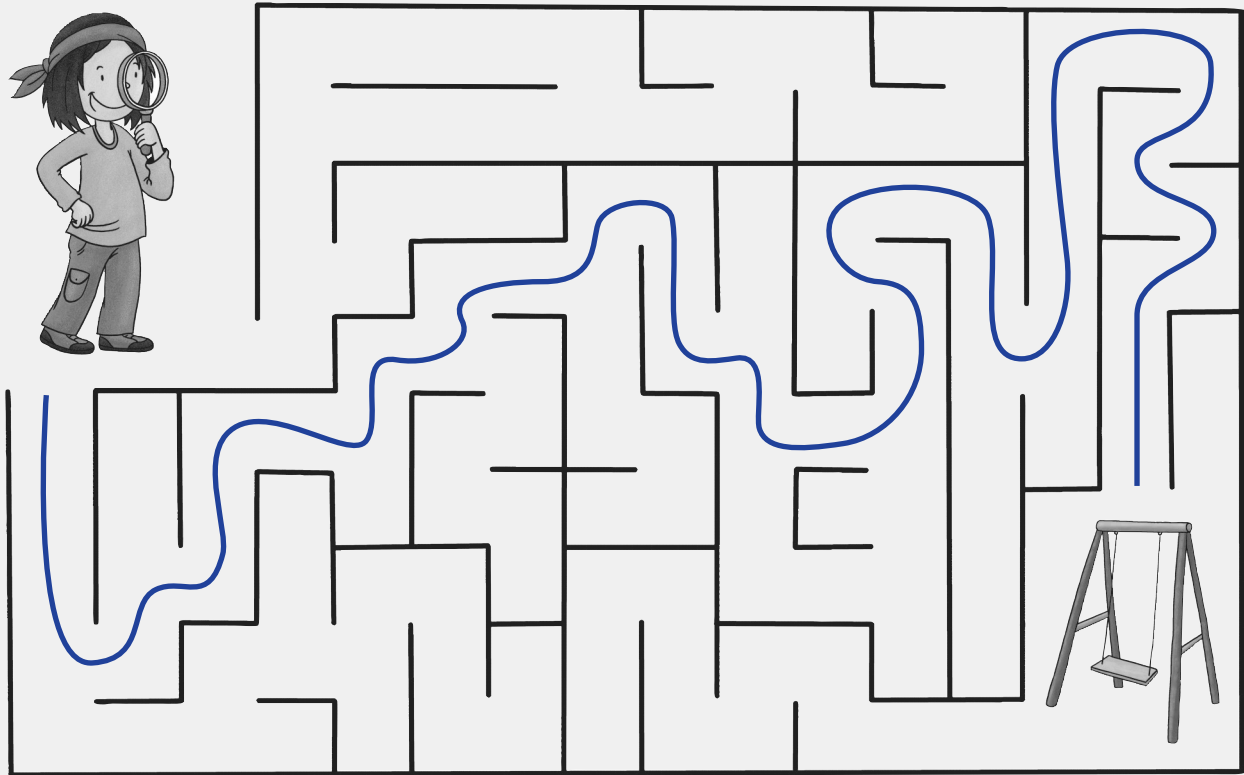



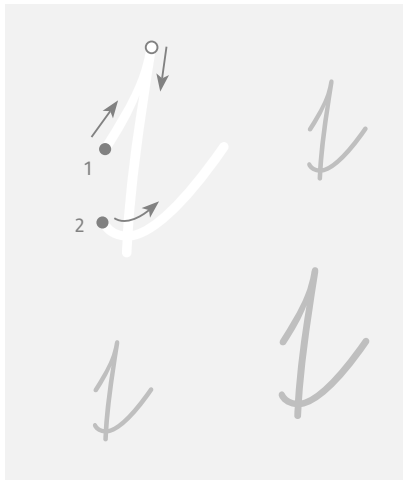

Comic




Esel

- Zeige Anoki den Weg mit deinem Füller.





s t



s

ʃ

t

↓

st st

so so

uns uns

mit mit




rot rot

Lotte und Nils streiten.



Blank handwriting practice lines consisting of a top line, a middle line, and a bottom line.

s
t



S T



S S

T T

S S

T T

See

Seife

Sonne



Tee



Tisch



Tor






Topf

S
T

Sch Sch

sch sch



Sch sch

Sch Sch

sch sch

Sch Sch

sch sch

schnell

Schule

Schere

schauen

Schnee

schieben


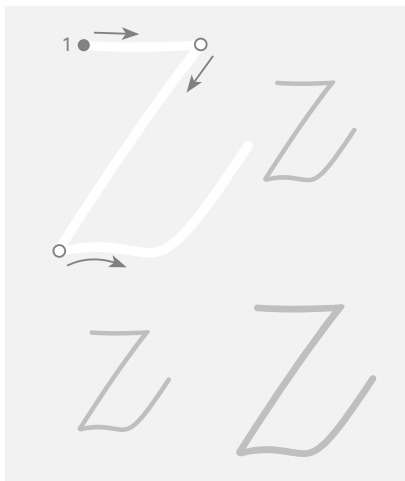

Schuh

schlafen

Sch sch

L L

Z Z



L Z

L L

Z Z

L L

Z Z

Licht

Lineal

Zaun



Lupe



Ziel



Lama







Zoo

L
Z

z z

tz tz



z tz

z z

tz tz

z z

tz tz

zu zu

zehn zehn

Satz Satz



Salz



Netz



Schatz



Tatze

z tz

Übe Verbindungen!

st

sp

Es

rz

za

Ze

bz

Lo



Zange



Laterne



Zettel

■ Löse das Rätsel.

A crossword puzzle grid with the following words and illustrations:

- Vertical words:**
 - 1: P, F, I, N, D
 - 3: K, A, K, T, U, S
 - 5: S, C, H, L, A, N, G, E
 - 7: T, R, O, M, M, E, L
 - 9: N, U, D, E, L, S, A, L, A, T
- Horizontal words:**
 - 2: P, F, E, R, D
 - 4: F, E, U, E, R
 - 6: T, R, O, M, M, E, L
- Illustrations:**
 - Arrow (top)
 - Cactus (top right)
 - Canoe (top right)
 - Horse (left)
 - Snake (left)
 - Feather (right)
 - Girl (middle)
 - Campfire (middle)
 - Drum (bottom left)
- Numbers in grid:**
 - 1: 5
 - 2: 4
 - 3: 7
 - 4: 2
 - 5: 5
 - 6: 8
 - 7: 10
 - 9: 10

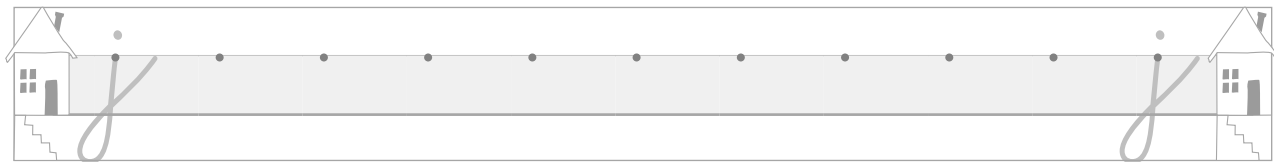
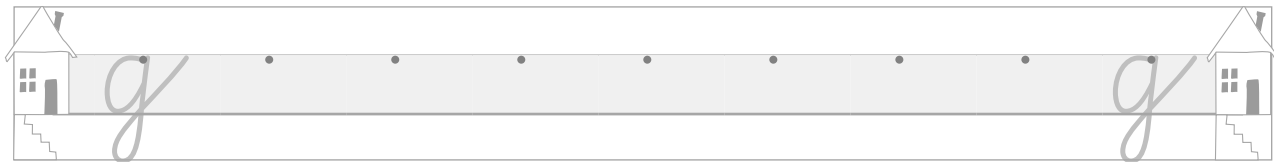


Anoki isst am liebsten

N U D E L S A L A T

Lösung: Nudelsalat

g g

j j



g j

g g

j j

g g

j j

gut

jeder

jubeln

glauben




gucken

graben

glitzern

jodeln

g j



J J

J j

J J

J J

Juli


Idee

Jacke

Irland ist eine Insel.



Blank handwriting practice lines consisting of a top line, a middle shaded band, and a bottom line.



Unfall

Urlaub

Umzug

Umhang

Unterricht



Uhr






Uhu



Ufer



Ufo



V v

V V

v v

Vu Vu

viel

Verkehr

versuchen

Vogel

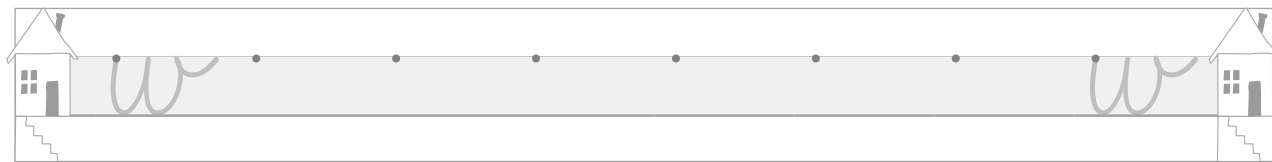

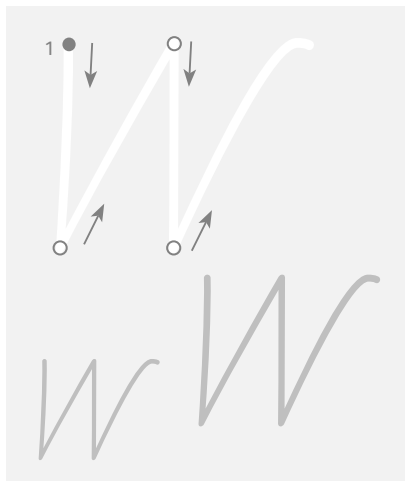
vier Vasen



Blank handwriting practice lines consisting of a top line, a middle line, and a bottom line.

W W

w w



W w

W w

W w

W w W w

wir

Wort

Winter

Wer?

weil

Wie?

wenn


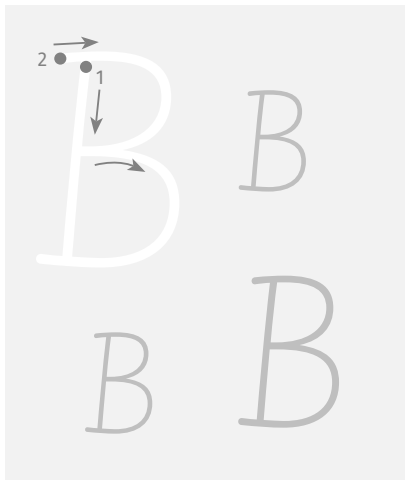
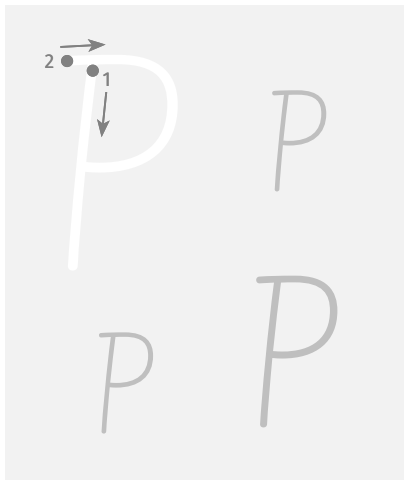
Welche?

wieder

w
w

P P

B B



P B

P P

B B

Puppe

Platz

Brot

Buch

Blatt



Bus



Ball




Pilz



Pferd

P
B

D D



Do Do

Delfin

Dino

Dose

Dezember

Dora spielt Domino.



Blank handwriting practice lines.

je

ge

wo

ja

Ja

wo

Jo

we



Junge




wandern




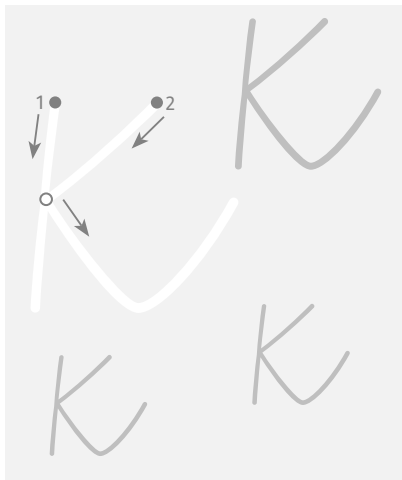
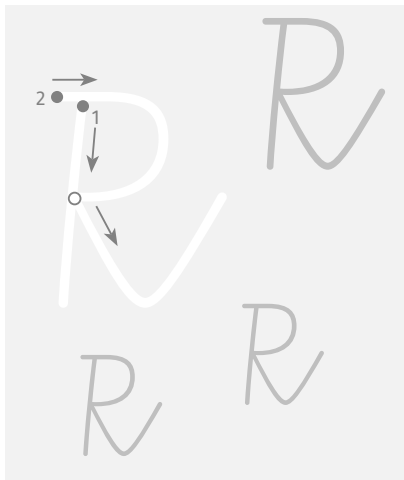
winken

- Finde die 6 Fehler im 2. Bild.



R R

K K



R K

R R

K K

Ring

Rose

Kopf


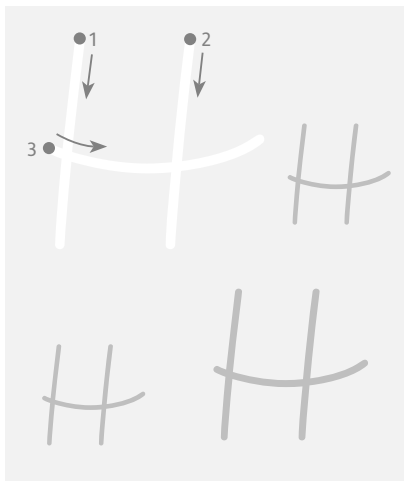
Klasse

Roller

Ritter Rolf steht im Regen.



R
K



H F

H H

F F

Hu Hu

Fi Fi

Hilfe

Freund

Finger



Hut



Hose



Frau



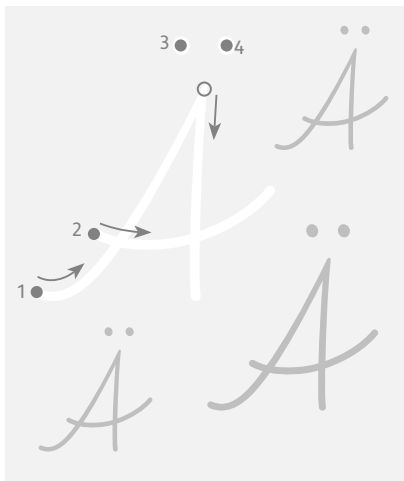


Foto

H
F

Ä ä

ä ä



Ä ä

Ä Ä

ä ä

Ä ä Ä ä

Äpfel

zählen

Bäume

Mädchen



Ärmel



träumen




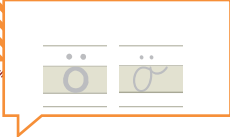
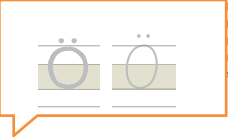


März



Zähne

Ä ä



Ö ö

Ö ö

ö ö

Ö ö

Ö ö

Öl

Öl

böse

können

Löffel

Ömer löst ein Rätsel.





Two horizontal lines for writing the answer to the riddle.

Ö
ö

ü ü

ü ü



ü ü

ü ü

ü ü

ü ü ü ü

für

über

Übung

üben

blühen

füllen

fühlen

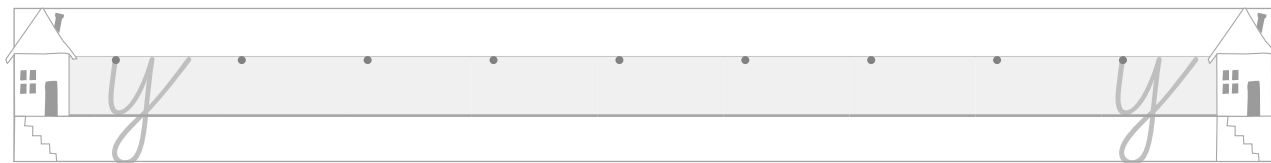



dürfen

müssen

ü
ü

Y y

y y



Y y

Y y

y y

Y y

Yak

Zylinder

Pyramide

Ägypten



Pony



Yeti




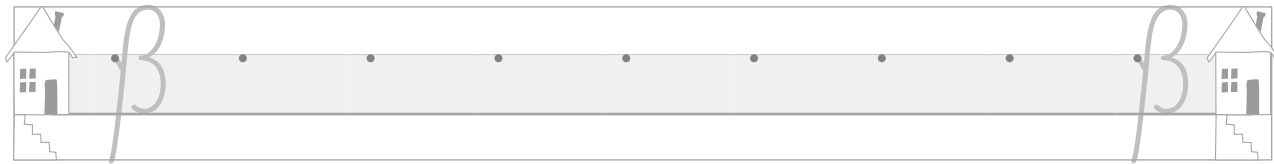


Handy



Teddy



β β



β

süß

Fuß

Spaß

fleißig

Fußball

heiß

weiß

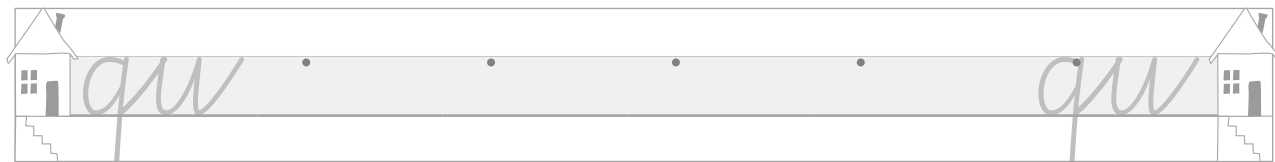

Gruß

dreißig



Qu Qu

qu qu



Qu qu

Qu Qu

qu qu

quer

Quadrat

Quatsch

Quartett





Quelle

Quallen schwimmen im Aquarium.



A large rectangular box with a light gray background, intended for drawing or writing.

nb qu



X x

X X

X X

X x X x

Box

fix

Axl

boxen



Max spielt Xylofon.

Blank handwriting practice lines consisting of a top line, a middle shaded line, and a bottom line.

x
x

Übe Verbindungen!

ße

by

of

xi

x

qua



Hexe



Baby



Flügel



Yacht

ie

nn

rm

le

ei

be

Am

Nu

ck

ra

Co

Ge



Mund



Geld



Meer



Arm



April



Nebel

12



sch

tt

Eu

Sa

os

sp

Ze

Fl

tz

wo

ja

Be



Tisch



Auto



Zahn



Geist



Vase



Igel

12





Susi ist am Telefon.



Carlo, Claus und Carl rennen.



Theo sucht Eier im Gras.



Merle fährt nach China.

8





Karl gießt die Pflänzchen.



In Ägypten gibt es Pyramiden.



Nuri überquert die Straße.



Der Förster sieht ein Reh.



8



Quellennachweis

Ablang, Friederike, Berlin, **13.1; 25.2; 28.3; 33.1; 33.3; 39.2; 47.3; 79.3; 79.4**; Burghart-Vollhardt, Martina, Kamenz, **37.2; 47.2; 53.3**; Citak, Angelika, Wipperfürth, **75.1**; Fröhlich, Anke, Leipzig, **1.1; 1.2; 2.1; 3.1; 14.1; 15.1; 15.2; 15.3; 15.4; 15.5; 15.6; 19.1; 21.3; 21.4; 25.3; 25.4; 27.2; 27.3; 27.4; 28.1; 28.4; 29.1; 33.4; 37.3; 39.3; 39.4; 40.1; 40.2; 40.3; 41.1; 41.2; 41.4; 41.5; 41.6; 41.7; 41.8; 47.4; 49.3; 53.4; 56.2; 57.1; 59.1; 63.2; 65.1; 73.1; 76.1; 76.2; 76.3; 76.4; 77.4; 78.6; 79.1**; Hammen, Josef, Trierweiler, **63.4; 69.3**; Hesselbarth, Susann, Leipzig, **79.2**; Hochmann, Carmen, Gütersloh, **14.3; 80.4; 80.3; 63.3**; Kranenberg, Hendrik, Drolshagen, **63.1; 69.2; 78.1; 78.4; 80.1**; Merkle, Helga, Albershausen, **37.1**; Nicolai, Axel, Sönnebüll, **41.3; 41.9; 78.5**; Oertel, Katrin, Münster, **78.2; 78.3**; Oser, Liliane, Hamburg, **21.1; 23.1; 31.1; 49.4; 56.3; 61.2; 61.3; 61.4; 77.6**; Reich, Bettina, Zwenkau/Leipzig, **14.2; 25.1; 27.1; 28.2; 33.2; 47.1; 53.2; 55.1; 56.1; 61.1; 69.4; 77.1; 77.2**; Sauerborn, Annika, Mainz, **45.1**; Voets, Inge, Berlin, **49.2**; Vogel-Jaich, Anja, Berlin, **21.2**; Wechdorn, Susanne, Wien, **49.1**; Wehner, Katja, Leipzig, **80.2**; Wilder, Marcus, Hamburg, **37.4**; Wolff, Steffen, Herzogenrath, **39.1**

1. Auflage

1 5 4 3 2 1 | 26 25 24 23 22

Alle Drucke dieser Auflage sind unverändert und können im Unterricht nebeneinander verwendet werden.

Die letzte Zahl bezeichnet das Jahr des Druckes.

Das Werk und seine Teile sind urheberrechtlich geschützt. Jede Nutzung in anderen als den gesetzlich zugelassenen Fällen bedarf der vorherigen schriftlichen Einwilligung des Verlages. Hinweis §60a UrhG: Weder das Werk noch seine Teile dürfen ohne eine solche Einwilligung eingescannt und/oder in ein Netzwerk eingestellt werden. Dies gilt auch für Intranets von Schulen und sonstigen Bildungseinrichtungen. Fotomechanische, digitale oder andere Wiedergabeverfahren nur mit Genehmigung des Verlages.

Nutzungsvorbehalt: Die Nutzung für Text und Data Mining (§ 44b UrhG) ist vorbehalten. Dies betrifft nicht Text und Data Mining für Zwecke der wissenschaftlichen Forschung (§ 60d UrhG).

© Ernst Klett Verlag GmbH, Stuttgart 2022. Alle Rechte vorbehalten. www.klett.de

Das vorliegende Material dient ausschließlich gemäß §60b UrhG dem Einsatz im Unterricht an Schulen.

Entstanden in Zusammenarbeit mit dem Projektteam des Verlages.

Externe Redaktion: Susann Pawlowsky, Leipzig

Gestaltung: kognito – Visuelle Gestaltung, Berlin

Titelbild: Anke Fröhlich, Leipzig

Satz: Anja Fengler, Potsdam

Druck: oeding print GmbH, Braunschweig

Printed in Germany

ISBN 978-3-12-162177-4



Dieses Anoki-Übungsheft bietet

- Übungen zur formgerechten Schreibung der Vereinfachten Ausgangsschrift,
- Übungen zum zeilengerechten Schreiben von Buchstaben und ganzen Wörtern,
- zusätzliche Übungen, um Buchstaben zu verbinden.

Passend zu diesem Heft

- Schreiben zu Bildern 1/2, Heft A
(978-3-12-162165-1, 5er-Paket: 978-3-12-162166-8)
- Schreiben zu Bildern 1/2, Heft B
(978-3-12-162167-5, 5er-Paket: 978-3-12-162168-2)

Anokis Welt im Überblick

Deutsch | Richtig schreiben

Deutsch | Anfangsunterricht

Deutsch | Texte schreiben

Deutsch | Lesen

Mathematik

Sachunterricht

Englisch

Mein Anoki-Übungsheft – ideal zum selbstständigen Trainieren!



Dieses Heft im 5er-Paket:
ISBN: 978-3-12-162178-1

ISBN 978-3-12-**162177**-4

