

Mit Teste-dich-Seiten



Mein Anoki-Übungsheft:

Schreiblehrgang 1/2

Schul Ausgangsschrift


Deutsch | Anfangsunterricht

Lösungen



Klett

So lernst du mit dem Anoki-Übungsheft



Übungsseiten

Deine Lehrerin/dein Lehrer kreuzt an, was du bearbeiten sollst.



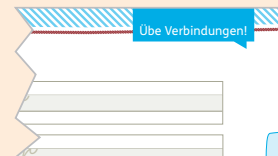
Mach-Pause-Seiten

Hier kannst du knobeln, malen oder rätseln.



Teste-dich-Seiten

Hier kannst du dein Wissen testen.



Übe-Verbindungen-Seiten

Hier kannst du üben, die Buchstaben an der richtigen Stelle zu verbinden.



Für **weitere Informationen** zu den Anoki-Übungsheften den QR-Code scannen oder **5f5m29** auf www.klett.de eingeben.



Für **Lösungen** zu diesem Anoki-Übungsheft den QR-Code scannen oder **8mc7c3** auf www.klett.de eingeben.

2/3 4/5 6/7 8/9 10/11

12/13 14 15 16/17 18/19 20/21

22/23 24/25 26/27 28 29 30/31 32/33 34/35

36/37 38/39 40 41 42/43 44/45 46/47 48/49 50/51

52/53 54/55 56 57 58/59 60/61 62/63 64/65 66/67

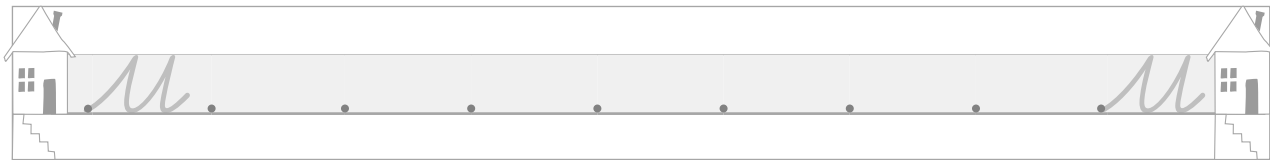

68/69 70/71 72/73 74/75 76 77 78 79 80

Hallo! Ich bin Anoki.
Für jede Seite, die du
fertig bearbeitet hast,
malst du einen Pilz aus.



i i

u u



i u

i i

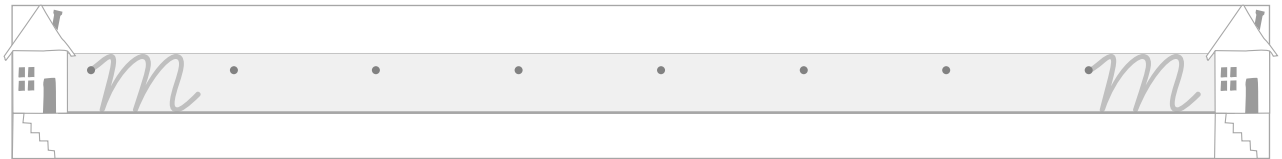

u u



i
u

n n

m m



n
n

n n

m m

n n

m m

m n m n

nm nm

num num

im

in

um

un

mi

ni




mu

nu

u
3

p r

r r



p r

p pr

r rr

pr pr

rr rr

nur

pur

mir

ur

pr

pi

pp

ir


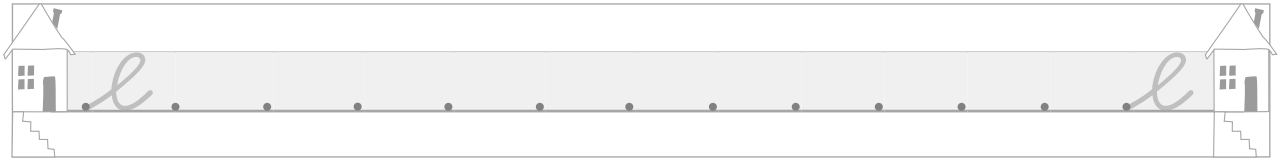

nr

pu

up

pr

e e



e

e

ei ei

ie ie

eu eu

nie

ein

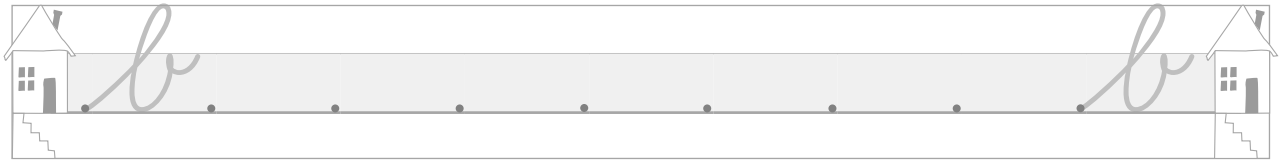



neu

nein

e

l l

b b



l l

b b

l l

b b

l b l b

lieb

blau

el

bb

li

ul

eb

br



bm

bu

l b

M M

N N



M N

M M

N N

M M

N N

Nil

Null

Nebel

Mimi im Meer



Blank handwriting practice lines consisting of a top line, a middle shaded line, and a bottom line.

M
N

Übe Verbindungen!

 nn

 le

 pp

 be

 ri

 bl

 bb

 Nu



Murmel





brennen



bellen



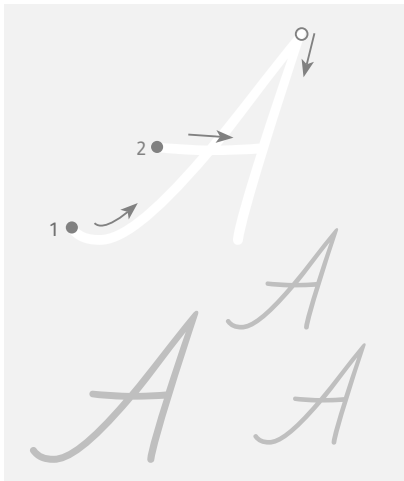
■ Zähle gleiche Mäuse.



				
7	5	3	6	9

A A

f f



A f

A A

f f

A A

f f

All

Alm

Affe

rufen

fein




pfeifen

impfen

A
f

h h

k k



h k

h h

k k

h h

k k

hier hier

hell hell

klein klein

Anne und Nele kleben.

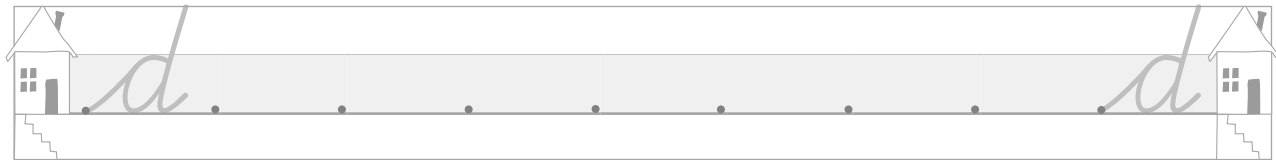
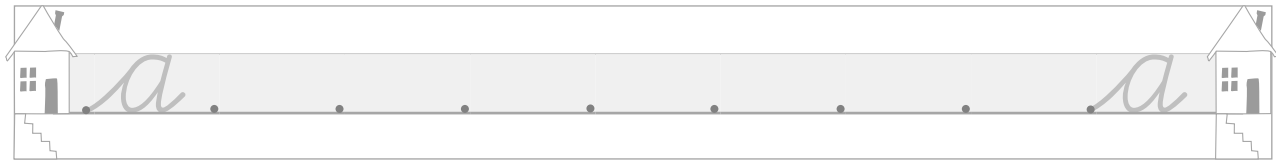



Blank writing lines for the activity.

h k

a a

d d



a d

a a

d d

a a

d d

an an

am am

da da



Mama



Mann

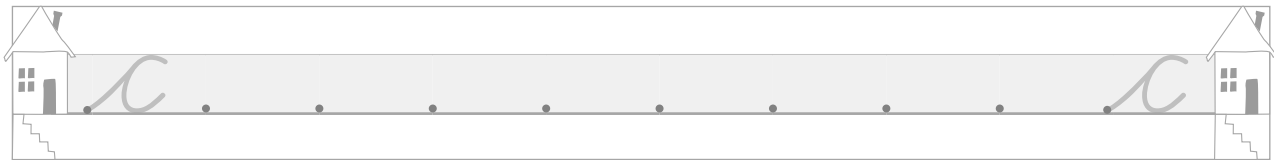



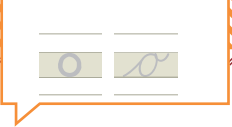


Nadel



rund

p b



o

o

c

c

o o

c c

oder

ohne




kochen

Mona und Alma campen.



Blank handwriting practice lines consisting of a top line, a middle shaded line, and a bottom line.

o c



O C

o o

c c

O O

C C

Ch Ch

Onkel

Creme



Ohr

Blank handwriting practice lines for the word 'Ohr'.



Cello

Blank handwriting practice lines for the word 'Cello'.



Opa

Blank handwriting practice lines for the word 'Opa'.






Oma

Blank handwriting practice lines for the word 'Oma'.

o c

G g

E e



G g

E e

E E

G G

Eis Eis

Euro Euro

Glocke Glocke



Gurke



Eimer



Golf



Ecke

G
E

Übe Verbindungen!

 ka

 Er

 fa

 Or

 ol

 Ga



Auge



Gabel



Comic





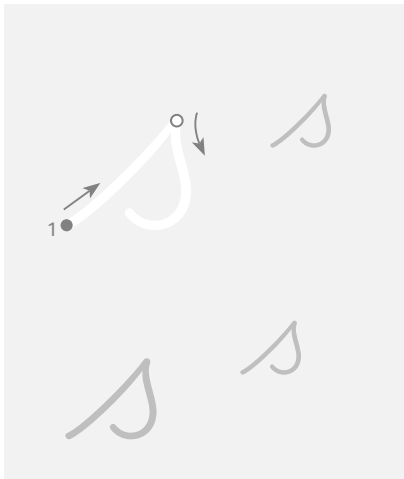
Nudel

s

s

t

t



s t

s s

t t

st st

so so

uns uns

mit mit

rot rot



Lotte und Nils streiten.



s t

S S

T T



S T

S S

T T

S S

T T

See

Seife

Sonne



Tee



Tisch



Tor






Topf

S
T

Sch Sch

sch sch



Sch sch

Sch Sch

sch sch

Sch Sch

sch sch

schnell

Schule

Schere

schauen

Schnee

schieben


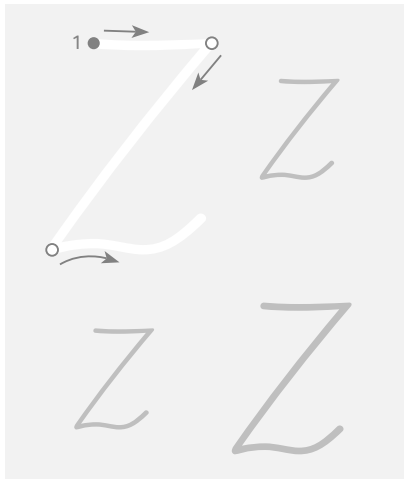

Schuh

schlafen

Sch sch

L L

Z Z



L Z

L L

Z Z

L L

Z Z

Licht

Lineal

Zaun



Lupe



Ziel



Lama

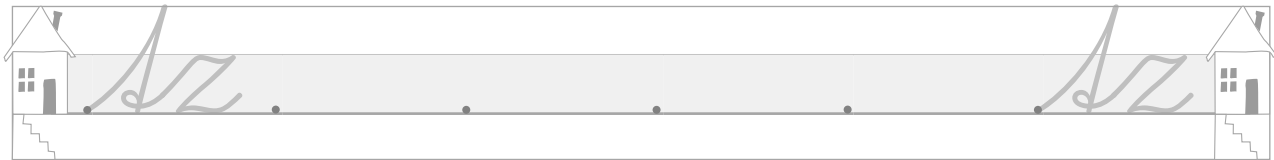


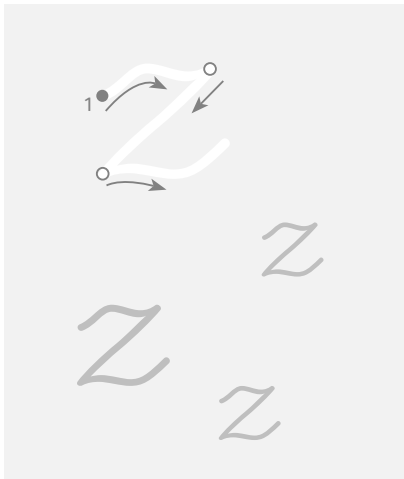


Zoo

L
Z

z z

tz Az



z tz

z z

tz sz

z z

sz sz

zu zu

zehn

Satz



Salz



Netz



Schatz



Tatze

z tz

Übe Verbindungen!

 st

 sp

 Es

 Sz

 Ta

 Ze

 Sp

 Lo



Zelt



Spatz



Tasse

■ Löse das Rätsel.

A crossword puzzle grid with the following words and illustrations:

- Vertical words:**
 - 1: P, F, I, N, D
 - 3: K, A, K, T, U, S
 - 5: S, C, H, L, A, N, G, E
 - 7: F, E, U, E, R
 - 9: A
 - 10: T, R, O, M, M, E, L
- Horizontal words:**
 - 2: P, F, E, R, D
 - 4: S, C, H, L, A, N, G, E
 - 6: T, R, O, M, M, E, L
 - 8: K, A, K, T, U, S
- Illustrations:**
 - Arrow (top)
 - Cactus (top)
 - Boat (top)
 - Horse (left)
 - Snake (left)
 - Feather (right)
 - Girl (center)
 - Fire (center)
 - Drum (bottom)
- Numbers:**
 - 1: 1 (top)
 - 2: 2 (left)
 - 3: 3 (top)
 - 4: 4 (left)
 - 5: 5 (left)
 - 6: 6 (left)
 - 7: 7 (top)
 - 8: 8 (right)
 - 9: 9 (top)
 - 10: 10 (left)

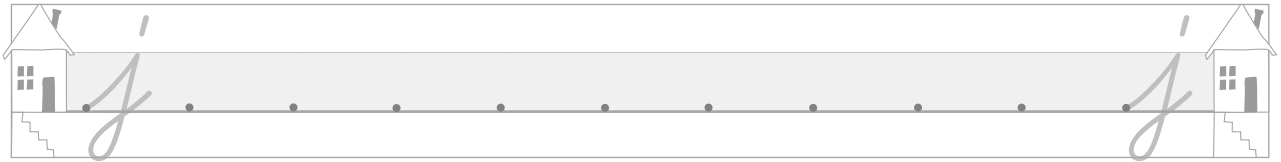
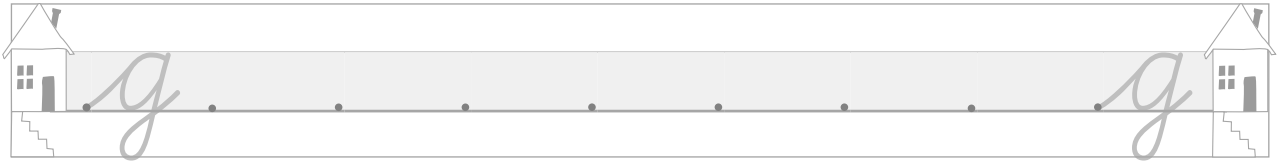

Anoki isst am liebsten

N U D E L S A L A T

Lösung: Nudelsalat

g g

j j



g j

g g

j j

g g

j j

gut

jeder

jubeln

glauben




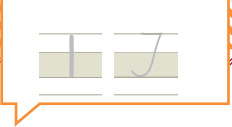
gucken

graben

glitzern

jodeln

g j



J j

T J

J j

J J


J J

Juli

Idee


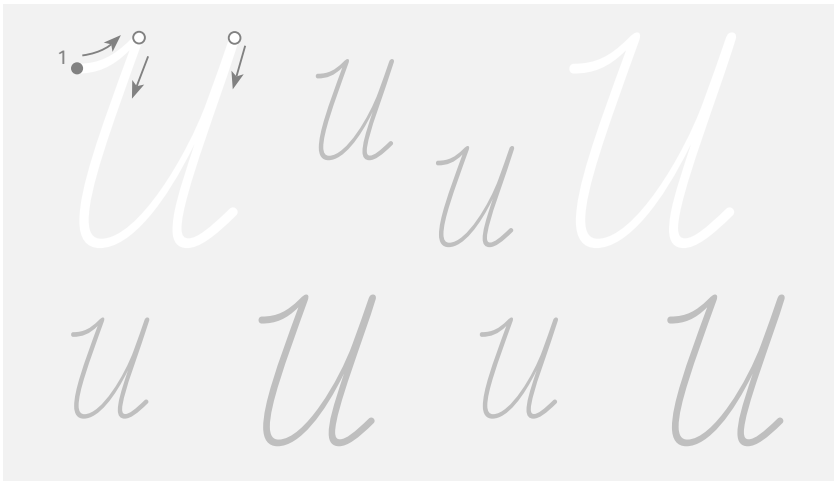
Jacke

Irland ist eine Insel.



Blank handwriting practice lines consisting of a top line, a middle shaded band, and a bottom line.

U u



Unfall

Urlaub

Umzug

Umhang

Unterricht



Uhr



Uhu



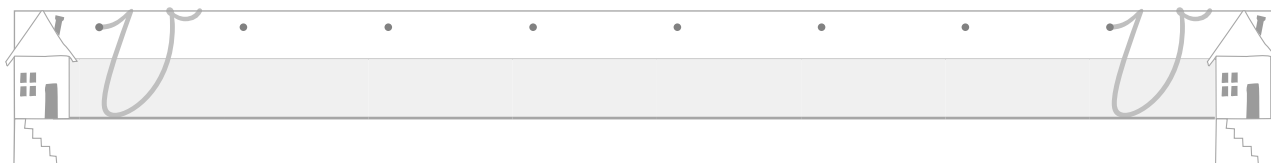

Ufer



Ufo

V v

V v



V v

V v

V v

Vv Vv

viel

Verkehr

versuchen

Vogel

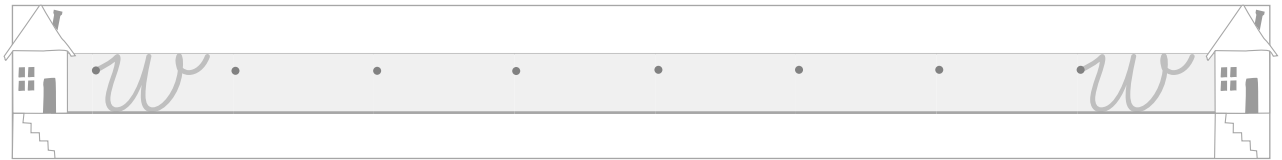

vier Vasen



Blank handwriting practice lines consisting of a top line, a middle grey band, and a bottom line.

W W

w w



w w

W w

w w

W w W w

wir

Wort

Winter

Wer?

weil

Wie?

wenn

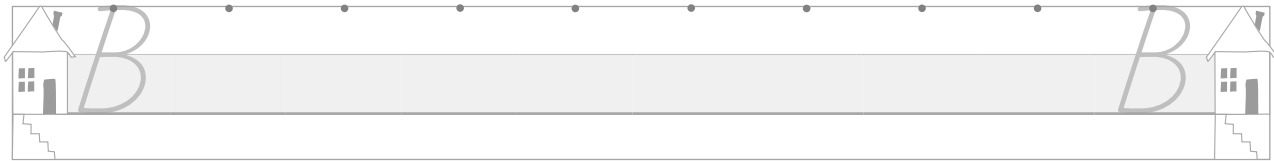


Welche?

wieder

w
w
w

P P

B B



P B

P P

B B

Puppe

Platz

Brot

Buch

Blatt



Bus



Ball




Pilz



Pferd

P B



Do Do

Delfin

Dino

Dose

Dezember

Dora spielt Domino.



Blank handwriting practice lines.

Übe Verbindungen!

 zu

 ge

 wo

 ja

 rz

 Be

 Jo

 Vo



Junge




Palme



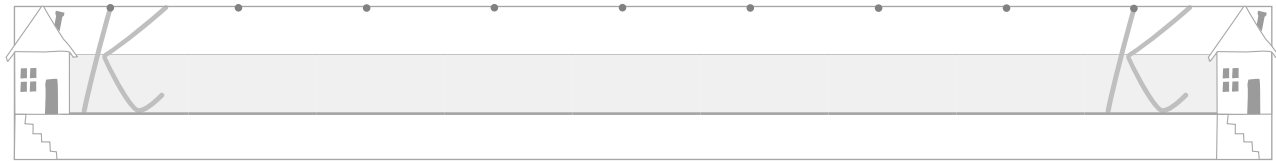



Dach

■ Finde die 6 Fehler im 2. Bild.



R R

K K



R K

R R

K K

Ring

Rose

Kopf

Klasse

Roller




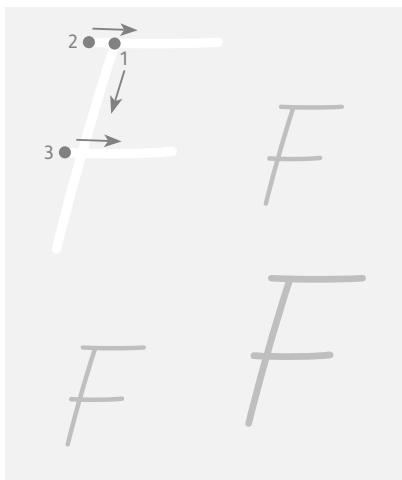
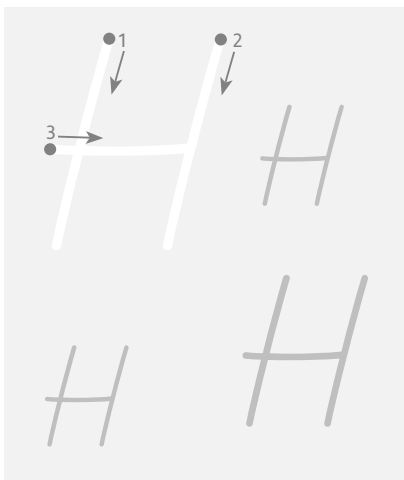
Ritter Rolf steht im Regen.

Blank handwriting practice lines consisting of a top line, a middle line, and a bottom line.

R
K

H H

F F



H F

H H

F F

Hu Hu

Fi Fi

Hilfe

Freund

Finger



Hut



Hose



Frau



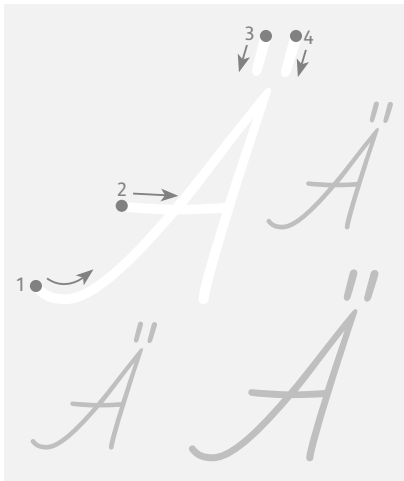


Foto

H
F

Ä Ä

ä ä



Ä ä

Ä Ä

ä ä

Ä ä Ä ä

Äpfel

zählen

Bäume

Mädchen



Ärmel



träumen



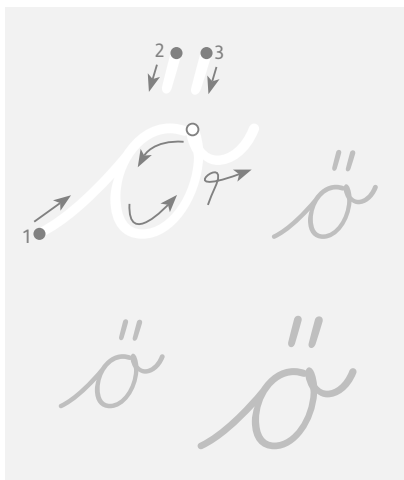
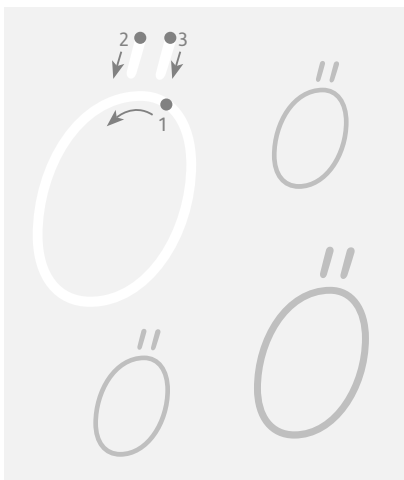


März



Zähne

Ä
ä



ö : ö

Ö ö

Ö ö

Ö ö

Öl

böse

können

Löffel

Ömer löst ein Rätsel.





Blank writing area for the answer.

Ö
ö

ü ü

ü ü



ü ü

Ü ü

ü ü

Ü ü

für

über

Übung

üben

blühen

füllen

fühlen

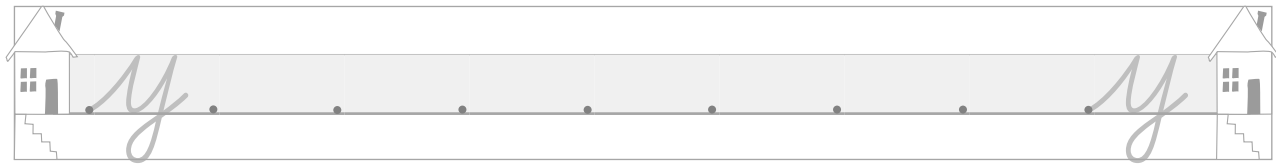


dürfen

müssen

ü
ü

Y y

y y



Y y

Y y

y y

Y y

Yak

Zylinder

Pyramide

Ägypten



Pony



Yeti

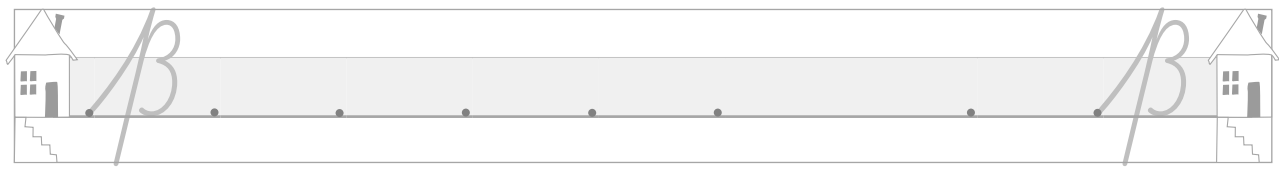
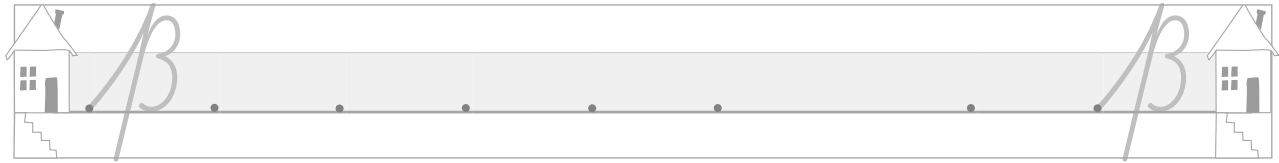



Handy



Teddy

B B



B

süß

Fuß

Spaß

fleißig

Fußball

heiß

weiß



Gruß

dreißig

ß

Qu Qu

qu qu



Qu qu

Qu Qu

qu qu

quer

Quadrat

Quatsch

Quartal

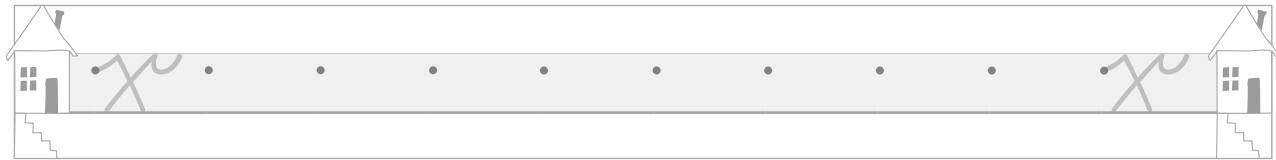



Quelle



Quallen schwimmen im Aquarium.

A large rectangular box with a light gray background, intended for drawing or writing.

qu qu



X x

X X

X x

X x

Box

fix

Axl

boxen



Max spielt Xylofon.

A large rectangular box with a light gray horizontal band in the center, intended for writing.



Übe Verbindungen!

 *Be*

 *by*

 *oß*

 *xi*

 *x↓*

 *qua*



Hexe



Baby



Flügel



Yacht

ie

nn

rm

le

ei

be

Am

Nu

ck

ra

Co

Ge



Mund



Geld



Meer



Arm



April



Nebel

12



sch

tt

Eu

Sa

os

sp

Ze

Fl

tz

wo

ja

Be



Tisch



Auto



Zahn



Geist



Vase



Igel

12





Susi ist am Telefon.



Carlo, Claus und Carl rennen.



Theo sucht im Gras Eier.



Merle fährt nach China.

8



Karl gießt die Pflänzchen.



In Ägypten gibt es Pyramiden.



Nuri überquert die Straße.



Der Förster sieht ein Reh.



8



Quellennachweis

Ablang, Friederike, Berlin, **13.1; 25.2; 28.3; 33.1; 33.3; 39.2; 47.3; 79.3; 79.4;** Burghart-Vollhardt, Martina, Kamenz, **37.2; 40.3; 47.2; 53.3; 80.4;** Citak, Angelika, Wipperfürth, **75.1;** Fröhlich, Anke, Leipzig, **1.1; 1.2; 2.1; 3.1; 14.1; 15.1; 15.2; 15.3; 15.4; 15.5; 15.6; 19.1; 21.3; 21.4; 25.3; 25.4; 27.2; 27.3; 27.4; 28.1; 28.4; 29.1; 33.4; 37.3; 39.3; 39.4; 41.1; 41.2; 41.4; 41.5; 41.6; 41.7; 41.8; 47.4; 49.3; 53.4; 56.3; 57.1; 59.1; 63.2; 65.1; 73.1; 76.1; 76.2; 76.3; 76.4; 77.4; 78.6; 79.1;** Hesselbarth, Susann, Leipzig, **79.2;** Hochmann, Carmen, Gütersloh, **14.3; 63.3;** Josef Hammen, Trierweiler, **63.4; 69.3;** Kranenberg, Hendrik, Drolshagen, **63.1; 69.2; 78.1; 78.4; 80.1; 80.3;** Merkle, Helga, Albershausen, **37.1;** Nicolai, Axel, Sönnebüll, **41.3; 41.9; 78.5;** Oertel, Katrin, Münster, **78.2; 78.3;** Oser, Liliane, Hamburg, **21.1; 23.1; 40.1; 49.4; 61.2; 61.3; 61.4; 77.6;** Reich, Bettina, Zwenkau/Leipzig, **14.2; 25.1; 27.1; 28.2; 33.2; 40.2; 47.1; 53.1; 53.2; 55.1; 56.1; 56.2; 61.1; 69.4; 77.1; 77.2;** Sauerborn, Annika, Mainz, **45.1;** Voets, Inge, Berlin, **49.2;** Vogel-Jaich, Anja, Berlin, **21.2;** Wechdorn, Susanne, Wien, **49.1;** Wehner, Katja, Leipzig, **80.2;** Wilder, Marcus, Hamburg, **37.4;** Wolff, Steffen, Herzogenrath, **39.1**

1. Auflage

1 5 4 3 2 1 | 26 25 24 23 22

Alle Drucke dieser Auflage sind unverändert und können im Unterricht nebeneinander verwendet werden.

Die letzte Zahl bezeichnet das Jahr des Druckes.

Das Werk und seine Teile sind urheberrechtlich geschützt. Jede Nutzung in anderen als den gesetzlich zugelassenen Fällen bedarf der vorherigen schriftlichen Einwilligung des Verlages. Hinweis § 60a UrhG: Weder das Werk noch seine Teile dürfen ohne eine solche Einwilligung eingescannt und/oder in ein Netzwerk eingestellt werden. Dies gilt auch für Intranets von Schulen und sonstigen Bildungseinrichtungen. Fotomechanische, digitale oder andere Wiedergabeverfahren nur mit Genehmigung des Verlages.

Nutzungsvorbehalt: Die Nutzung für Text und Data Mining (§ 44b UrhG) ist vorbehalten. Dies betrifft nicht Text und Data Mining für Zwecke der wissenschaftlichen Forschung (§ 60d UrhG).

© Ernst Klett Verlag GmbH, Stuttgart 2022. Alle Rechte vorbehalten. www.klett.de

Das vorliegende Material dient ausschließlich gemäß § 60b UrhG dem Einsatz im Unterricht an Schulen.

Entstanden in Zusammenarbeit mit dem Projektteam des Verlages.

Externe Redaktion: Susann Pawlowsky, Leipzig

Gestaltung:ognito – Visuelle Gestaltung, Berlin

Titelbild: Anke Fröhlich, Leipzig

Satz: Anja Fengler, Potsdam

Druck: oeding print GmbH, Braunschweig

Printed in Germany
ISBN 978-3-12-162175-0



Dieses Anoki-Übungsheft bietet

- Übungen zur formgerechten Schreibung der Schulausgangsschrift,
- Übungen zum zeilengerechten Schreiben von Buchstaben und ganzen Wörtern,
- zusätzliche Übungen, um Buchstaben zu verbinden.

Passend zu diesem Heft

- Schreiben zu Bildern 1/2, Heft A
(978-3-12-162165-1, 5er-Paket: 978-3-12-162166-8)
- Schreiben zu Bildern 1/2, Heft B
(978-3-12-162167-5, 5er-Paket: 978-3-12-162168-2)

Anokis Welt im Überblick

Deutsch | Richtig schreiben

Deutsch | Anfangsunterricht

Deutsch | Texte schreiben

Deutsch | Lesen

Mathematik

Sachunterricht

Englisch

Mein Anoki-Übungsheft – ideal zum selbstständigen Trainieren!



Dieses Heft im 5er-Paket:
ISBN: 978-3-12-162176-7

ISBN 978-3-12-**162175**-0



9 783121 621750